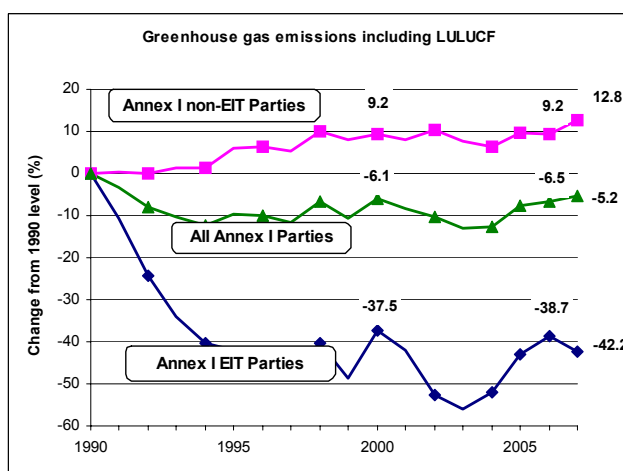
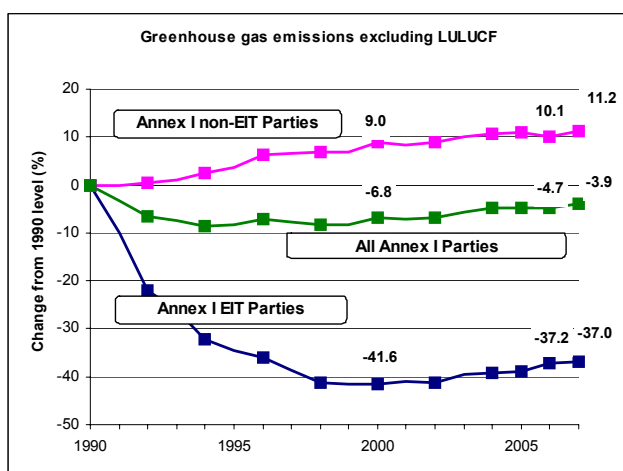


# UNFCCC fact sheet on 1990-2007 emission trends

## Part 1: 1990-2007 trends for Annex I Parties (41) to the Convention

Party	1990–2007 change of GHG emissions excluding LULUCF (%)	1990–2007 change of GHG emissions including LULUCF (%)	Party	1990–2007 change of GHG emissions excluding LULUCF (%)	1990–2007 change of GHG emissions including LULUCF (%)
Australia	+30.0	+82.0	Liechtenstein	+6.1	+7.1
Austria	+11.3	+7.6	Lithuania*	-49.6	-59.7
Belarus*	-38.0	-48.6	Luxembourg	-1.6	-6.0
Belgium	-8.3	-8.5	Monaco	-9.3	-9.3
Bulgaria* <sup>a</sup>	-43.3	-46.4	Netherlands	-2.1	-2.1
Canada	+26.2	+46.7	New Zealand	+22.1	+18.3
Croatia* <sup>a</sup>	+3.2	-4.1	Norway	+10.8	-22.0
Czech Republic*	-22.5	-21.6	Poland* <sup>a</sup>	-30.0	-33.2
Denmark	-3.3	-5.6	Portugal	+38.1	+30.8
Estonia*	-47.5	-60.3	Romania* <sup>a</sup>	-44.8	-52.4
EC <sup>b</sup>	-4.3	-5.6	Russian Federation*	-33.9	-40.3
Finland	+10.6	0.0	Slovakia*	-35.9	-38.3
France	-5.3	-11.8	Slovenia* <sup>a</sup>	+1.9	-20.3
Germany	-21.3	-20.8	Spain	+53.5	+55.3
Greece	+24.9	+25.2	Sweden	-9.1	+12.7
Hungary* <sup>a</sup>	-34.8	-36.4	Switzerland	-2.7	+0.5
Iceland	+31.8	+16.1	Turkey**	+119.1	+136.7
Ireland	+25.0	+22.6	Ukraine*	-52.9	-54.0
Italy	+7.1	+7.4	United Kingdom	-17.3	-17.8
Japan	+8.2	+8.2	United States	+16.8	+15.8
Latvia*	-54.7	-478.3			



	Changes 1990–2007, %			Changes 2000–2007, %		
	All Annex I Parties	Annex I non-EITs	Annex I EITs	All Annex I Parties	Annex I non-EITs	Annex I EITs
GHG emissions excluding LULUCF	-4	+11	-37	+3	+2	+8
GHG emissions including LULUCF	-5	+13	-42	+1	+3	-8

Abbreviations: LULUCF = land use, land-use change and forestry; EIT = economy in transition.

<sup>a</sup> Data for the base year defined by decisions 9/CP.2 and 11/CP.4 (Bulgaria (1988), Hungary (average of 1985–1987), Poland (1988), Romania (1989), Slovenia (1986)) are used for this Party instead of 1990 data. The change of the base year level for Croatia (decision 7/CP.12) is not reflected here.

<sup>b</sup> Emission estimates of the European Community (EC) are reported separately from those of its member States.

\* A Party undergoing the process of transition to a market economy (an EIT Party).

\*\* Decision 26/CP.7 invited Parties to recognize the special circumstances of Turkey, which place Turkey in a situation different from that of other Parties included in Annex I to the Convention.

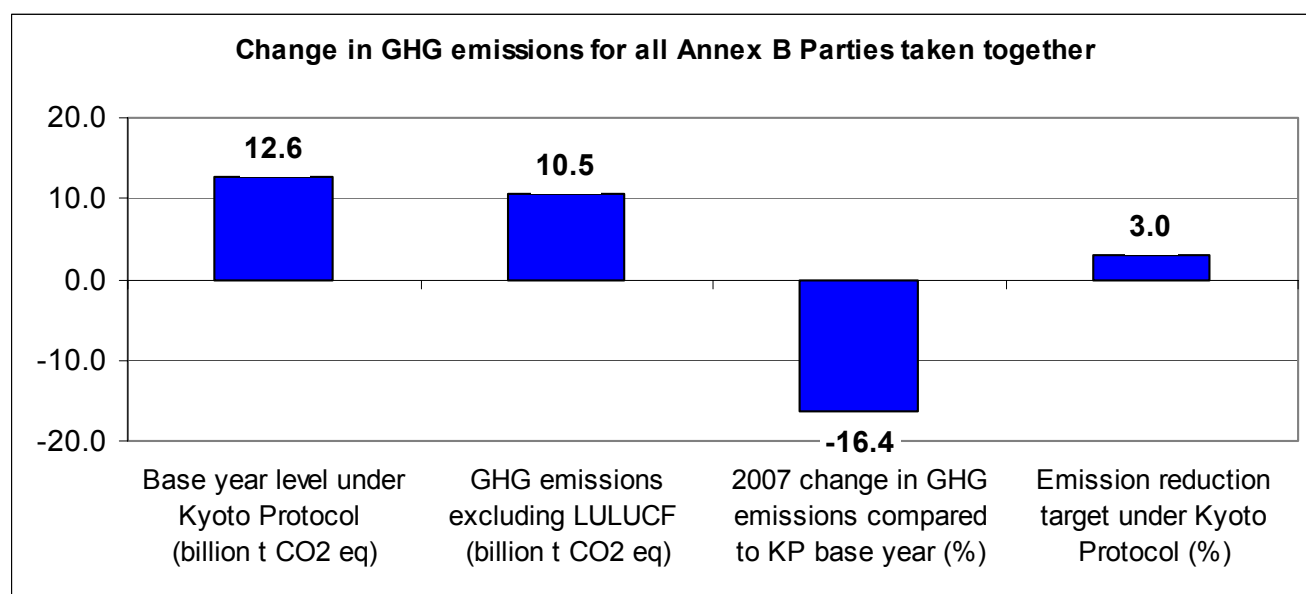
# UNFCCC fact sheet on 1990-2007 emission trends

## Part 2: 1990-2007 trends for Annex B Parties (39) to the Kyoto Protocol

Party	2007 change in GHG emissions compared to KP base year <sup>a</sup> (%)	Emission reduction target under Kyoto Protocol (%)	Party	2007 change in GHG emissions compared to KP base year <sup>a</sup> (%)	Emission reduction target under Kyoto Protocol (%)
Australia	-1.2	+8.0	Latvia*	-53.4	-8.0
Austria	+11.3	-13.0	Liechtenstein	+6.1	-8.0
Belarus*	n.a. <sup>d</sup>	-8.0 <sup>c</sup>	Lithuania*	-49.9	-8.0
Belgium	-9.9	-7.5	Luxembourg	-1.9	-28.0
Bulgaria*	-42.8	-8.0	Monaco	-9.2	-8.0
Canada	+25.8	-6.0	Netherlands	-2.6	-6.0
Croatia*	n.a. <sup>d</sup>	-5.0	New Zealand	+22.0	0
Czech Republic*	-22.4	-8.0	Norway	+10.9	+1.0
Denmark	-3.8	-21.0	Poland*	-29.2	-6.0
Estonia*	-48.3	-8.0	Portugal	+36.1	+27.0
EC <sup>b</sup>	-5.0	-8.0	Romania <sup>a</sup>	-45.3	-8.0
Finland	+10.3	0	Russian Federation*	-34.0	0
France	-5.8	0	Slovakia*	-34.8	-8.0
Germany	-22.4	-21.0	Slovenia*	+1.8	-8.0
Greece	23.2	+25.0	Spain	+52.6	+15.0
Hungary*	-34.2	-6.0	Sweden	-9.3	+4.0
Iceland	+33.1	+10.0	Switzerland	-2.9	-8.0
Ireland	+24.5	+13.0	Ukraine*	-52.7	0
Italy	+6.9	-6.5	United Kingdom	-17.9	-12.5
Japan	+9.0	-6.0			

Note 1: the emission reduction targets under the Kyoto Protocol can be achieved not only with domestic emission reductions but also with the use of credits from LULUCF activities and from market-based flexibility mechanisms (emissions trading, joint implementation (JI), clean development mechanism (CDM)); the possible use of such credits is not reflected in the table above.

Note 2: Targets under the "burden-sharing" agreement of the European Community (EC) are shown in italics.



Abbreviations: KP = Kyoto Protocol; LULUCF = land use, land-use change and forestry; EIT = economy in transition, "n.a." = not available.

<sup>a</sup> GHG emissions are calculated as follows: (1) for the base year under the Kyoto Protocol, the relevant KP rules are used, including special base year definitions and inclusion of emissions from deforestation if appropriate; note that the base year definition under the Kyoto Protocol slightly differs from that under the Convention; (2) for 2007, GHG emissions without LULUCF are taken.

<sup>b</sup> Emission estimates of the European Community (EC) are reported separately from those of its member States.

<sup>c</sup> The amendment to the Kyoto Protocol with an emission reduction target for Belarus adopted by decision 10/CMP.2 has not entered into force yet.

<sup>d</sup> Although 2007 emissions data are available, the change cannot yet be calculated accurately because the initial review has not yet been completed and therefore base year data are not yet final.

\* A Party undergoing the process of transition to a market economy (an EIT Party).

# UNFCCC fact sheet on 1990-2007 emission trends

## Annex: latest GHG data by Party in detail

Party	GHG emissions						
	2006–2007			2000–2007		1990–2007	
	excluding LULUCF (%)	excluding LULUCF (Mt CO <sub>2</sub> equivalent)	including LULUCF (%)	excluding LULUCF (%)	including LULUCF (%)	excluding LULUCF (%)	including LULUCF (%)
Australia	1.3	6.7	49.9	9.4	104.2	30.0	82.0
Belarus <sup>c</sup>	-1.6	-1.3	-0.5	12.7	25.9	-38.0	-48.6
Bulgaria <sup>*,a</sup>	5.4	3.9	5.9	9.5	14.4	-43.3	-46.4
Canada	4.0	28.9	4.3	4.2	24.5	26.2	46.7
Croatia <sup>*,a</sup>	5.3	1.6	12.0	24.8	26.2	3.2	-4.1
Czech Republic*	1.2	1.7	3.1	2.4	7.5	-22.5	-21.6
Estonia*	14.8	2.8	37.8	19.8	-16.6	-47.5	-60.3
EC <sup>b</sup>	-1.6	-64.0	-0.9	-1.4	-1.4	-4.3	-5.6
Austria	-3.9	-3.6	-4.7	8.5	10.5	11.3	7.6
Belgium	-3.9	-5.3	-4.2	-9.5	-9.6	-8.3	-8.5
Denmark	-6.1	-4.4	-6.5	-1.6	-5.4	-3.3	-5.6
Finland	-2.0	-1.6	11.2	12.7	3.8	10.6	0.0
France	-1.9	-10.6	-2.5	-4.4	-10.1	-5.3	-11.8
Germany	-2.4	-23.9	-2.5	-5.2	-3.7	-21.3	-20.8
Greece	2.9	3.8	4.2	3.7	2.8	24.9	25.2
Ireland	-0.7	-0.5	-1.4	0.4	-1.3	25.0	22.6
Italy	-1.8	-10.2	1.8	0.6	2.5	7.1	7.4
Luxembourg	-2.9	-0.4	-3.0	29.5	31.8	-1.6	-6.0
Netherlands	-0.5	-1.0	-0.4	-3.2	-3.2	-2.1	-2.1
Portugal	-3.4	-2.9	-3.8	0.2	5.0	38.1	30.8
Spain	2.1	9.3	2.1	14.7	15.2	53.5	55.3
Sweden	-2.2	-1.5	8.9	-4.0	38.1	-9.1	12.7
United Kingdom	-1.7	-11.2	-1.7	-5.4	-5.7	-17.3	-17.8
Hungary <sup>*,a</sup>	-3.7	-2.9	-3.9	-2.7	-7.0	-34.8	-36.4
Iceland	5.8	0.2	4.2	20.2	12.0	31.8	16.1
Japan	2.4	32.1	2.6	2.1	2.2	8.2	8.2
Latvia*	3.5	0.4	-4.7	19.6	39.3	-54.7	-478.3
Liechtenstein	-10.8	0.0	-11.1	-4.4	-5.1	6.1	7.1
Lithuania*	8.1	1.9	13.6	28.9	47.2	-49.6	-59.7
Monaco	4.7	0.0	4.7	-18.2	-18.2	-9.3	-9.3
New Zealand	-2.6	-2.0	-3.7	7.0	2.1	22.1	18.3
Norway	3.0	1.6	-5.7	3.2	-19.6	10.8	-22.0
Poland <sup>*,a</sup>	-0.1	-0.4	-0.1	2.5	-1.8	-30.0	-33.2
Romania <sup>*,a</sup>	-1.0	-1.6	-0.5	12.4	19.0	-44.8	-52.4
Russian Federation*	0.3	6.9	-9.2	8.0	-15.3	-33.9	-40.3
Slovakia*	-4.1	-2.0	-4.7	-3.0	-5.0	-35.9	-38.3
Slovenia <sup>*,a</sup>	0.7	0.2	-5.6	9.6	8.8	1.9	-20.3
Switzerland	-3.6	-1.9	-6.7	-0.7	-3.4	-2.7	0.5
Turkey <sup>**</sup>	12.0	40.0	15.4	33.1	39.5	119.1	136.7
Ukraine*	-0.2	-0.8	-2.2	11.9	16.1	-52.9	-54.0
United States	1.4	101.1	1.4	1.9	-3.2	16.8	15.8
All Annex I (41 Parties)	0.9	153.2	1.4	3.1	0.9	-3.9	-5.2
Annex I EITs (14 Parties)	0.3	10.4	-5.7	7.8	-7.5	-37.0	-42.2
Annex I non-EITs (27 Parties)	1.0	142.7	3.3	2.0	3.3	11.2	12.8

Abbreviations: LULUCF = land use, land-use change and forestry; EIT = economy in transition.

<sup>a</sup> Data for the base year defined by decisions 9/CP.2 and 11/CP.4 (Bulgaria (1988), Hungary (average of 1985–1987), Poland (1988), Romania (1989), Slovenia (1986)) are used for this Party instead of 1990 data. The change of the base year level for Croatia (decision 7/CP.12) is not reflected here.

Note that these are base years under the Convention; the base year under the Kyoto Protocol is defined somewhat differently, and therefore changes compared to the base year under the Kyoto Protocol may slightly differ from the changes shown in this table.

<sup>b</sup> Emission estimates of the European Community (EC) are reported separately from those of its member States.

<sup>c</sup> The amendment to the Kyoto Protocol with an emission reduction target for Belarus (decision 10/CMP.2) has not entered into force yet.

\* A Party undergoing the process of transition to a market economy (an EIT Party).

\*\* Decision 26/CP.7 invited Parties to recognize the special circumstances of Turkey, which place Turkey in a situation different from that of other Parties included in Annex I to the Convention.